

Product Disclosure Statement

Prepared and issued on 1 December 2020

Contents

About GuildSuper	2
How super works	2
Benefits of investing with GuildSuper	3
Risks of super	3
How we invest your money	3-4
Fees and costs	4-5
How super is taxed	6
Insurance in your super	6-8
How to open an account	8



Join online at guildsuper.com.au

This *Product Disclosure Statement (PDS)* is a summary of significant information applicable to participation in GuildSuper from 1 December 2020 and contains references to important information contained in a number of *Guides* each of which form part of this *PDS*. You should consider the important information in each *Guide* before making a decision about this product.

The *PDS* was up-to-date at the time of issue. We may change or update the information in this *PDS* (including information in the *Guides* that form part of this *PDS*) from time to time. Where the change in information is not materially adverse, you can obtain this information free of charge at any time by calling **1300 361 477** or at guildsuper.com.au

Rating issued by Chant West Pty Limited ABN 75 077 595 316 AFS Licence No. 255320.
For further information about the methodology used by Chant West, see www.chantwest.com.au.
Chant West has given, and has not withdrawn, its consent to the inclusion in this Product Disclosure Statement of the references to Chant West and the inclusion of the logos and ratings provided by Chant West in the form and context in which they are included.



1. About GuildSuper

GuildSuper has a long history of delivering quality superannuation services to its members throughout Australia. Its mission is to help you get the most from your super, keeping things simple and helping you achieve the best possible lifestyle once you retire. GuildSuper has a particular focus on the financial wellbeing of women and their families.

GuildSuper is part of the Guild Retirement Fund ('Fund'), from which the Trustee is authorised to offer a MySuper product (MySuper Lifecycle Investment Strategy)

that can accept Superannuation Guarantee (SG) contributions from employers. Importantly, GuildSuper can accept contributions on your behalf, regardless of who you work for, so you can stay with us for your working life and into retirement.

The investment options in the MySuper product are determined by a member's age. GuildSuper also offers the MyMix Solution, which is a choice of eight investment options including diversified and single asset class options.

The latest Product Dashboards for the Fund are available at guildsuper.com.au/dashboard. Other important information about the Fund and the Trustee, including Trustee and Executive Officer remuneration, is provided on our website under the About Us section.

2. How super works

Super is a long-term savings vehicle which is, in part, compulsory. It helps you save money while you are working, so you have enough to support your lifestyle when you retire. There are different types of contributions that can be made to your super so that it can be invested and then used to replace your salary in retirement.

This diagram summarises how a super account works:

Money in	+ Any positive investment earnings	- Deductions	= Your account balance
<ul style="list-style-type: none">• Employer contributions• Additional contributions• Rollovers from other funds• Government payments	<ul style="list-style-type: none">• Any positive net earnings from the investments in your super account (see section 5)	<ul style="list-style-type: none">• Fees (see section 6)• Taxes (see section 7)• Insurance costs (see section 8)• Any negative net earnings	

Employer contributions: These include SG contributions, which are compulsory under Government legislation. Generally, if you are working and earning \$450 or more a month, your employer must make contributions equal to 9.5% of your ordinary time earnings into a super fund for you. You can usually choose the super fund where you would like SG contributions to be made.

Additional contributions:

- Subject to Government limitations, you can make extra voluntary or personal contributions into your super from your take-home pay. Voluntary or personal contributions you make, for which you do not claim a tax deduction, are classified as non-concessional contributions.

- If you make non-concessional contributions under the non-concessional contributions cap during a financial year, and earn less than a limit set by the Government, then you may be eligible for a bonus super contribution called the Super co-contribution for that year.
- You can also make voluntary contributions for which you can claim a tax deduction, which are classified as Concessional contributions.

Information on how super is taxed is set out in Section 7 of this PDS.

You can also ask your employer to make extra contributions from your before-tax salary into your account. These employer contributions are called Salary Sacrifice contributions. Salary Sacrifice contributions are generally classified as Concessional contributions.


Tax incentives: The Government wants Australians to help pay for their own retirement, so they provide tax incentives to encourage us to save through super.

Rollovers from other funds: You can combine your super into one account by transferring your super in other Australian super funds (if you have any) into your GuildSuper account.

Investment earnings: Your super is invested and any net earnings (which may be positive or negative) are allocated to your account.

Accessing your super

There are rules that restrict when you can withdraw your super balance. Generally, you cannot access your super until you reach a minimum age (called your preservation age) and meet a condition of release.

 You should read the important information about 'Growing your account' and 'Accessing your super' in the *How GuildSuper Works Guide* at guildsuper.com.au/pds before making a decision. The material relating to 'Growing your account' and 'Accessing your super' in the *How GuildSuper Works Guide* may change between the time you read this PDS and the day you acquire the product.


The information in this document is general information only and does not take into account your personal financial situation or needs. You should consult a licensed financial adviser to obtain financial advice that is tailored to suit your personal circumstances.

Issued by Guild Trustee Services Pty Limited ABN 84 068 826 728 AFS Licence No. 233815 RSE Licence No. L0000611 as Trustee of the Guild Retirement Fund ABN 22 599 554 834 (which includes GuildSuper and Child Care Super) MySuper Authorisation No. 22599554834526.

3. Benefits of investing with GuildSuper

When you become a GuildSuper member, you get:

- access to SUPERSUPER™, a unique rewards program which puts personal contributions into your GuildSuper account when you shop with participating retailers*
 - to create your own investment portfolio by choosing from eight investment options and the MySuper product**
 - 24/7 secure access to your account via Member Online
 - to make additional contributions into your super (including for the First Home Super Saver (FHSS) Scheme and Downsizer Contributions), and make and/or receive spouse contributions if you are eligible
 - once you meet the eligibility criteria, Default Death, Total and Permanent Disablement (TPD) and Income Protection (IP) insurance cover and the ability to customise cover to suit your needs
 - access to tools and information to help you grow your super savings
 - access to personal advice about your GuildSuper account and more comprehensive personal advice***
 - to keep your GuildSuper membership if you change jobs
- * SUPERSUPER is provided to you by EonX Services Pty Ltd
- ABN 39 615 958 873, a third-party provider and not GuildSuper.
- ** The value of your investments will be based on daily unit pricing.
- *** Adviser fees apply and will vary depending upon the type of advice you commit to purchasing. You will be told the fee before you commit to purchasing the advice. Any fee for comprehensive personal advice may be payable directly by you to the adviser. Personal advice is provided by Mercer Financial Advice (Australia) Pty Ltd ABN 76 153 168 293 AFS Licence No. 411766, a third-party provider and not GuildSuper.

 You should read the important information about the benefits and features of GuildSuper in the *How GuildSuper Works Guide* at guildsuper.com.au/pds before making a decision. The material relating to the benefits and features of GuildSuper in the *How GuildSuper Works Guide* may change between the time you read this PDS and the day you acquire the product.

You should read the important information about daily unit pricing in the *Investment Guide* at guildsuper.com.au/pds before making a decision. The material about daily unit pricing in the *Investment Guide* may change between the time you read this PDS and the day you acquire the product.

4. Risks of super

All investments carry risk and super is no different. How much risk depends on several factors, an important one being the types of assets you are invested in. Asset types include cash, bonds, shares and property. Each asset type (and consequently each investment strategy, depending on assets making up the strategy) has a different level of risk and potential of receiving a negative return. Those assets with the highest expected return over the long term (like shares) also have the greatest chance (risk) of producing a negative return in the short term.

The significant risks relevant to GuildSuper include investment risks such as market risk, inflation risk, liquidity risk, currency risk and interest rate risk.

When investing your super, it is important to understand that super is a long-term investment which may be invested for more than 30 years. Over this time:

- while super funds aim to achieve their investment objectives for each investment option, returns will vary and superannuation investors may lose some of their money. Investment returns cannot be guaranteed.
- the value of investments will go up and down and over some periods your account balance may go down
- past returns should not be used to predict future performance
- you may not save enough through your super savings to pay for the retirement lifestyle you want, particularly if you rely solely on your employer's contributions, and


- laws affecting superannuation may change.

What's right for you (including your level of risk) may depend on your age, how long until you retire, how and where you hold other investments, and how comfortable you are with the possibility of your account balance going down temporarily in some years.

SUPERSUPER™ program

EonX Services Pty Ltd bears all risk for this program and GuildSuper has no involvement in the ongoing management and operation of the provider or this program.

If you would like to discuss the risks of super, then contact GuildSuper.

 You should read the important information about risks in the *Investment Guide* at guildsuper.com.au/pds before making a decision. The material about risks in the *Investment Guide* may change between the time you read this PDS and the day you acquire the product.

5. How we invest your money

When you join GuildSuper, your super will be invested in the MySuper product, until you make an investment choice. The MySuper product is made up of three lifestage investment options – Building, Growing and Consolidating. Your super contributions will be invested in the lifestage option that suits your age.

As you get older, your investments will automatically be adjusted to reduce the level of investment risk, making your investments more stable as you approach retirement. However, you may want to consider the likely investment return, risk and your investment timeframe when choosing to remain in the MySuper product or choosing other investment options.

With the MySuper product, your age is determined at 1 July each year based on your age next birthday. Changes to your investment options are made on 1 July not on your birthday.

5. How we invest your money continued

Here's how the MySuper product works

Age	You will be invested in the following lifestage option, with a target investment mix as shown		
Under 25	Building	100%	
25 to 59	Growing	100%	
60 and over	Consolidating	69%	31%

■ Total growth assets
■ Total defensive assets

The MySuper product in detail

	Building		Growing		Consolidating	
Investment Return Objective *	CPI + 4.0% p.a. over rolling 10 year periods		CPI + 4.0% p.a. over rolling 10 year periods		CPI + 2.5% p.a. over rolling 10 year periods	
Asset allocation	Benchmark (%)	Range (%)	Benchmark (%)	Range (%)	Benchmark (%)	Range (%)
Australian shares	50	40 to 60	44	35 to 55	28	10 to 40
International shares	50	40 to 60	45	35 to 55	28	10 to 40
Property	-	-	6	0 to 10	4	0 to 20
Alternatives (growth)	-	-	5	0 to 10	9	0 to 30
Total growth	100	90 to 100	100	90 to 100	69	50 to 80
Fixed interest	-	-	-	-	15	0 to 35
Alternatives (defensive)	-	-	-	-	6	0 to 15
Cash/Money market securities	-	0 to 10	-	0 to 10	10	0 to 35
Total defensive	-	0 to 10	-	0 to 10	31	20 to 50
Who might it suit?	Investors who seek to maximise long-term returns and are comfortable with periods of short-term volatility.		Investors who seek to maximise long-term returns and are comfortable with periods of short-term volatility.		Investors who seek strong returns over the long term without being overly concerned with short-term volatility.	
Risk level	Very high		High		Medium to high	
Expected frequency of negative returns	Over 6 times every 20 years		4 to 6 times every 20 years		3 to 4 times every 20 years	
Minimum suggested timeframe	10 years		10 years		8 years	

* The targets under the investment return objectives are after investment fees, indirect costs and investment taxes. While we aim to achieve this return target, future returns are not guaranteed.

CPI = Consumer Price Index

Freedom to choose your investments

At anytime, you can choose how your super is invested. The MyMix Solution has eight investment options including diversified and single asset class options, available to you. Buy/sell spreads will apply when you make an investment choice.

For more information on the MyMix Solution, refer to the *Investment Guide*.

If you would like to discuss the investment options or need help making an investment choice, then contact GuildSuper.



You should read the important information about investments in the *Investment Guide* at guildsuper.com.au/pds before making a decision. The material about investments in the *Investment Guide* may change between the time you read this *PDS* and the day you acquire the product.

6. Fees and costs

CONSUMER ADVISORY WARNING

Did you know?

Small differences in both investment performance and fees and costs can have a substantial impact on your long-term returns. For example, total annual fees and costs of 2% of your account balance rather than 1% could reduce your final return by up to 20% over a 30-year period (for example reduce it from \$100,000 to \$80,000).

You should consider whether features such as superior investment performance or the provision of better member services justify higher fees and costs. You or your employer, as applicable, may be able to negotiate to pay lower fees. Ask the fund or your financial adviser.¹

To find out more: If you would like to find out more, or see the impact of the fees based on your own circumstances, the **Australian Securities and Investments Commission (ASIC)** website (moneysmart.gov.au) has a superannuation fee calculator to help you check out different fee options.

¹ It is a requirement that this text is included in all PDSs. Our fees are set at a competitive level that still allows us to effectively manage the Fund, and as such our fees are not negotiable.

6. Fees and costs continued

Fees and other costs

This section provides summary information about the main fees and other costs for the MySuper product. Similar information is included in other funds' PDS' so you can compare GuildSuper's fees and costs.

GuildSuper MySuper product

Type of fee	Amount	How and when paid												
Investment fee ¹	Building 0.39% p.a. Growing 0.57% p.a. Consolidating 0.60% p.a.	Calculated and deducted from gross investment returns daily.												
Administration fee ¹	\$115 p.a. (\$2.21 per week) + 0.15% p.a. Maximum Administration fee of \$800 p.a.	The dollar fee is deducted from your account balance monthly. The percentage-based fee is calculated and deducted from gross investment returns daily.												
Buy-sell spread	<table border="1"> <thead> <tr> <th></th> <th>BUY</th> <th>SELL</th> </tr> </thead> <tbody> <tr> <td>Building</td> <td>0.17%</td> <td>0.17%</td> </tr> <tr> <td>Growing</td> <td>0.17%</td> <td>0.17%</td> </tr> <tr> <td>Consolidating</td> <td>0.17%</td> <td>0.17%</td> </tr> </tbody> </table>		BUY	SELL	Building	0.17%	0.17%	Growing	0.17%	0.17%	Consolidating	0.17%	0.17%	Incurred each time money moves into or out of the MySuper strategy or between different lifestages.
	BUY	SELL												
Building	0.17%	0.17%												
Growing	0.17%	0.17%												
Consolidating	0.17%	0.17%												
Switching fee	Nil (however, a sell spread applies if you switch out of the MySuper strategy)	Not applicable												
Advice fees relating to all members investing in a particular MySuper product or investment option	Nil	Not applicable												
Other fees and costs ²	Amounts vary depending on the nature of the fee and your personal circumstances	Insurance fees are deducted from your account balance monthly, where applicable.												
Indirect cost ratio ¹	Estimated to be: Building 0.04% p.a. Growing 0.22% p.a. Consolidating 0.19% p.a.	Deducted outside the Fund from the income or assets attributable to the MySuper product before returns are provided to the Fund												

¹ If your account balance is less than \$6,000 at the end of the entity's income year, the total combined amount of administration fees, investment fees and indirect costs charged to you is capped at 3% of the account balance. Any amount charged in excess of that cap must be refunded.

² Insurance fees and advice fees for personal advice may also apply. Refer to the 'Additional Explanation of Fees and Costs' in the *How GuildSuper Works Guide* available on our website.

3% cap on fees for balances less than \$6,000

If your account balance is less than \$6,000 at the end of the financial year, or if you leave GuildSuper, the total combined amount of administration fees, investment fees and indirect costs charged to you is capped at 3% of your account balance for the year (or the period until you left). Any amount charged above the cap will be refunded.

How fees and other costs are charged to you

Fees and other costs are either paid directly from your account or deducted from investment returns before or after the investment returns from investments have been determined.

Further information about fees and other costs

GuildSuper may change the level of fees and other costs without your consent. If this happens we will notify you at least 30 days before any increase that is a material change, where required by law. The estimated indirect cost ratios may vary from year to year because indirect costs may change from year to year. You may be notified of increases in estimated indirect cost ratios after they occur.

Some of the fees and other costs for other available investment options are different to those shown in the adjacent table. Entry fees and exit fees cannot be charged. Refer to the important information about fees and other costs in the *Investment Guide* and *How GuildSuper Works Guide* available on our website.


If you use a financial adviser, further adviser fees may apply. You will be told the fee before you commit to purchasing the advice, which will be payable directly by you to the adviser. You should refer to the Statement of Advice they provide to see what the fees are.

Example of annual fees and costs for the MySuper product

This table gives an example of how the fees and other costs for GuildSuper's MySuper product can affect your superannuation investment over a one-year period. You should use this table to compare this superannuation product with other superannuation products.

Example – GuildSuper MySuper product (Consolidating)	Balance of \$50,000
Investment fees	0.60% p.a. For every \$50,000 you have in the superannuation product you will be charged \$300 each year.
PLUS Administration fees	\$115 p.a. (\$2.21 per week) + 0.15% p.a. And , you will be charged \$115 regardless of your account balance plus \$75 in administration fees each year.
PLUS Indirect costs for the superannuation product	0.19% p.a. And , indirect costs of \$95 each year will be deducted from your investment.
EQUALS Cost of product	If your balance was \$50,000, then for that year you will be charged fees of \$585* for the superannuation product.

* Applicable to the Consolidating Lifestage. Combined investment fees and indirect costs for other lifestages are equal or lower. Additional fees may apply.

 You should read the important information about fees and other costs, including definitions of fees, in the *How GuildSuper Works Guide* at guildsuper.com.au/pds before making a decision. The material about fees and other costs in the *How GuildSuper Works Guide* may change between the time you read this PDS and the day you acquire the product.

7. How super is taxed

Super is taxed in a number of ways

Generally, GuildSuper will deduct the tax that is payable on your superannuation contributions or benefits and pay it directly to the Australian Taxation Office (ATO). In some cases you may be liable to pay tax in relation to superannuation contributions directly to the ATO.

Tax on contributions: For a typical member, the tax rates on money going into your account will be as follows:

- Concessional contributions, such as SG, salary sacrifice or tax deductible personal contributions, are usually taxed at 15%. A higher rate of tax applies to high income earners.
- Non-concessional contributions, such as personal or spouse contributions that are not tax deductible, are usually not taxed.

There are limits to the concessional and non-concessional contributions that can be made towards your superannuation each year.

If contributions exceed the applicable limits, then you may be taxed at a higher rate.

You can claim a tax deduction on any personal contributions you make into your super (subject to certain conditions). If you do then those contributions will be treated as concessional contributions, be subject to the concessional (before-tax) contributions cap and be taxed at 15%.

Tax on investment earnings: Investment earnings are generally taxed at a rate of 15%, however offsets (tax credits and rebates) apply which may reduce the effective tax rate.

Tax on withdrawals: Withdrawals from your account may be taxed if you are under age 60. Once you turn 60, withdrawals are generally tax-free.

How your Tax File Number (TFN) is used:

You should provide us with your TFN when you join GuildSuper. If you or your employer do not supply us with your TFN, we are required under law to reject personal contributions (including SUPERSUPER contributions) and deduct additional tax from your concessional contributions.

Not providing your TFN may also make finding any lost superannuation you have more difficult.

This is a summary only of key taxation rules. There is further information about taxes relating to contributions and benefits in the *How GuildSuper Works Guide* at guildsuper.com.au/pds. Taxation rules are complex and their impact depends on your personal circumstances. Tax rules are subject to frequent changes. You should refer to the ATO website (ato.gov.au) for up to date information or consult a financial adviser.



You should read the important information about TFNs in the *How GuildSuper Works Guide* at guildsuper.com.au/pds before making a decision. The material relating to TFNs may change between the time you read this PDS and the day you acquire the product.

8. Insurance in your super

GuildSuper offers three types of insurance cover:

- **Death** – provides a lump sum payment in the event of your death or if you are diagnosed with a terminal illness and have less than 24 months to live.
- **Total and Permanent Disablement (TPD)** – provides a lump-sum payment in the event you suffer a permanent disability.
- **Income Protection (IP)** – provides regular income payments if you are temporarily unable to work due to sickness or injury.

Default insurance cover: After you join GuildSuper and your account balance reaches \$6,000, you may automatically receive a default number of Death, TPD and IP units of cover if you are aged between 25 and 70 and meet other eligibility criteria. If you meet these eligibility criteria then the cost of this cover will be deducted from your account, unless you decide to cancel your cover. If you are under age 25 or your account balance is less than \$6,000, you may still opt-in to have insurance cover upon joining GuildSuper (conditions apply).

Refer to the table on the next page for the type of default cover, number of units and value of each unit of cover applicable to each age.

Default cover is not tailored to your individual circumstances and you should assess its suitability. Contact GuildSuper if you wish to change or opt-out of default insurance cover.

Insurance cover ceases in certain circumstances and other conditions apply. You should read the Insurance Guide for further information as to the circumstances and conditions of when insurance cover may cease.

Your occupation and insurance costs:

There are costs associated with insurance cover which you are responsible for paying

by way of deductions from your GuildSuper account. The cost of Default cover depends on your age and your Occupational Classification (Standard, White Collar or Professional) and includes costs incurred by the Trustee in relation to the provision of the insurance.

The cost of Default cover for the Standard Occupational Classification is shown on the next page. If you or your employer do not provide us with the correct details of your occupation, then you will be classified as Standard and you may pay more for your insurance cover. Information about the cost per unit for each type of Default cover is shown in the *Insurance Guide*.

If you apply for additional cover, then the costs will be calculated in accordance with insurance fee tables shown in the *Insurance Guide*.

Insurance Boost: Eligible members (who have automatically received but not reduced Default cover) can apply for up to double the number of Death, TPD and/or IP units of cover without having to provide full health information. The cost of insurance will be adjusted for the higher levels of cover. To apply, complete the *Insurance Boost* form available on our website, answer some limited health questions and return to GuildSuper within three months of your Default cover commencing. Conditions apply.

Life Events Top-Up: Specific changes in your life allow you to request extra Death, TPD and/or IP cover (subject to eligibility criteria), in addition to any cover you have, without having to provide health information.

The cost of insurance will be adjusted for the higher levels of cover. To apply, complete the *Life Events Top-Up* form available on our website. Conditions apply.

Other insurance options: Eligible GuildSuper members can:

- transfer insurance cover from any other super fund or insurance provider (exclusions for certain types of insurance and maximum limits apply). To apply, complete the *Insurance Transfer* form available on our website. The cost of insurance will be adjusted for the higher levels of cover.
- choose from either Unitised cover or Fixed cover amounts for your Death and TPD. To apply for fixed cover, complete the *Application for Insurance* available on our website (some health information will be required). Different insurance costs apply to fixed cover.

The Trustee receives an insurance administration fee of 6% of the insurance premium deducted from your account. This fee is to cover the costs incurred by the Trustee in relation to the provision of insurance to members (i.e. associated with administering the insurance arrangement).

Want more cover?

If you have no cover or would like additional cover, you can apply at any time for Death, TPD and/or IP cover (subject to eligibility criteria and maximum benefit limits). You can also apply to reduce the IP cover waiting period to either 30 or 60 days or increase the maximum Benefit Period to age 65.

To apply, complete the *Application for Insurance* available on our website. You will have to provide health information with your application. Additional insurance costs will apply.

8. Insurance in your super continued

Default Death, TPD and IP cover and insurance fees for Standard Occupational Classification. Refer to the *Insurance Guide* if your Occupational Classification is White Collar or Professional.

ANB ¹	Default no. of Death units	Default amount of Death Cover	Default no. of TPD Units	Default amount of TPD Cover	Cost per week for Death & TPD	Default no. of IP units	Default amount of IP cover per month	Cost per week for IP ²
16	3	216,000	2	144,000	2.51	2	\$1,100	\$0.56
17	3	216,000	2	144,000	2.51	2	\$1,100	\$0.56
18	3	216,000	2	144,000	2.51	2	\$1,100	\$0.56
19	3	216,000	2	144,000	2.51	2	\$1,100	\$0.56
20	3	216,000	2	144,000	2.51	2	\$1,100	\$0.56
21	3	216,000	2	144,000	2.51	2	\$1,100	\$0.56
22	3	225,000	2	150,000	2.51	2	\$1,100	\$0.56
23	3	234,000	2	156,000	2.51	2	\$1,100	\$0.56
24	3	249,000	2	166,000	2.51	2	\$1,100	\$0.56
25	4	340,000	2	170,000	3.03	3	\$1,650	\$0.84
26	4	360,000	2	180,000	3.03	3	\$1,650	\$0.84
27	4	360,000	2	180,000	3.03	3	\$1,650	\$0.90
28	4	360,000	2	180,000	3.03	3	\$1,650	\$0.96
29	4	356,000	2	178,000	3.03	3	\$1,650	\$1.02
30	4	352,000	2	176,000	3.03	3	\$1,650	\$1.05
31	5	350,000	2	140,000	3.55	4	\$2,200	\$1.44
32	5	315,000	2	126,000	3.55	4	\$2,200	\$1.52
33	5	280,000	2	112,000	3.55	4	\$2,200	\$1.56
34	5	250,000	2	100,000	3.55	4	\$2,200	\$1.56
35	5	225,000	2	90,000	3.55	4	\$2,200	\$1.68
36	6	215,160	2	71,720	4.07	4	\$2,200	\$1.84
37	6	203,340	2	67,780	4.07	4	\$2,200	\$2.00
38	6	191,520	2	63,840	4.07	4	\$2,200	\$2.12
39	6	179,700	2	59,900	4.07	4	\$2,200	\$2.28
40	6	167,880	2	55,960	4.07	4	\$2,200	\$2.52
41	6	156,000	2	52,000	4.07	4	\$2,200	\$2.80
42	6	145,740	2	48,580	4.07	4	\$2,200	\$3.04
43	6	135,480	2	45,160	3.97	4	\$2,200	\$3.40
44	6	125,220	2	41,740	4.07	4	\$2,200	\$3.72
45	6	114,960	2	38,320	4.07	4	\$2,200	\$4.16
46	6	104,700	2	34,900	4.07	4	\$2,200	\$4.68
47	6	99,300	2	33,100	4.07	4	\$2,200	\$5.16
48	6	91,620	2	30,540	4.07	4	\$2,200	\$5.72
49	6	84,300	2	28,100	4.07	4	\$2,200	\$6.40
50	6	76,980	2	25,660	4.07	4	\$2,200	\$7.08
51	6	69,660	2	23,220	4.07	4	\$2,200	\$7.84
52	6	62,460	2	20,820	4.07	4	\$2,200	\$8.60
53	6	57,060	2	19,020	4.07	4	\$2,200	\$9.48
54	6	52,440	2	17,480	4.07	4	\$2,200	\$10.40
55	6	47,760	2	15,920	4.07	4	\$2,200	\$11.36
56	6	43,140	2	14,380	4.07	4	\$2,200	\$12.40
57	6	39,540	2	13,180	4.07	4	\$2,200	\$13.48
58	6	36,360	2	12,120	4.07	4	\$2,200	\$14.60
59	6	33,240	2	11,080	4.07	4	\$2,200	\$15.76
60	6	31,020	2	10,340	4.07	4	\$2,200	\$17.00
61	5	23,600	0	Nil	2.6	4	\$2,200	\$21.28
62	5	21,350	0	Nil	2.6	4	\$2,200	\$19.24
63	5	19,100	0	Nil	2.6	4	\$2,200	\$16.32
64	5	17,250	0	Nil	2.6	4	\$2,200	\$12.12
65	5	15,350	0	Nil	2.6	4	\$2,200	\$5.72
66	4	8,000	0	Nil	2.08	0	\$-	\$-
67	4	8,000	0	Nil	2.08	0	\$-	\$-
68	4	8,000	0	Nil	2.08	0	\$-	\$-
69	4	8,000	0	Nil	2.08	0	\$-	\$-
70	4	8,000	0	Nil	2.08	0	\$-	\$-

¹ Age Next Birthday at last 1 July.

² Default IP cover has a 90 day waiting period, a maximum Benefit Period of 5 years and is subject to a maximum of 85% of your salary. Rounding may cause variations to insurance fee calculations.

8. Insurance in your super continued

Opting out or reducing your cover

You can opt-out or reduce your cover at any time. Complete the *Reduce or Cancel Your Insurance Cover* form available on our website. Any change to your cover will start from the date we receive your valid request.

To opt-out of your Default cover without any insurance costs being incurred, you must notify us in writing, within 60 days of your default insurance cover commencing, that you would like the cancellation of cover backdated to the date cover otherwise started.


Unless you opt-out of any Default cover, or cease to be eligible to receive Default cover, the cost of the cover will be deducted from your account.

Paying insurance benefits: If you make an insurance claim, GuildSuper and the Insurer will determine whether you are entitled to be paid based on the policy terms, the Fund's rules and the law.

You should read the important information about insurance in the *Insurance Guide*, including eligibility criteria, commencement of cover, cessation of cover, changing your cover, the level and type of optional cover

available, the cost of cover depending on your circumstances, conditions, exclusions and other significant information relating to insurance before deciding whether the insurance is appropriate or whether to apply for insurance. Refer to the *Insurance Guide* for information on your entitlement to insurance cover or payment of an insured benefit.

Should your account become inactive (i.e. not receive any contributions or rollovers) for a continuous period of 16 months or more it is possible that your insurance benefits may be cancelled. Please refer to the *Insurance Guide* for full details.

 You should read the important information about insurance in the *Insurance Guide* at guildsuper.com.au/pds before making a decision. The material relating to insurance may change between the time you read this *PDS* and the day you acquire the product.

9. How to open an account

There are two easy ways to open a GuildSuper account:

OPTION 1

When you choose to join

1. Read this *PDS* and the important information in the *Guides* referred to in this *PDS*.
2. Complete the *Membership Application* available on our website or within this *PDS*.

Once your membership account is established, you can then start to make contributions. You can also request that your employer contributes into your account by providing a completed *Choice of Superannuation Fund* form to your employer. Your account balance will be invested in the MySuper product and you may have default insurance cover, if employer contributions are made to your account within a specified timeframe and you are eligible. If you want to make an investment choice (buy/sell spreads may apply) or change insurance cover, you can do so by logging into your account via Member Online.


OPTION 2

When your employer has joined you

1. An account will be created for you if your employer makes a super contribution for you. The contribution will be invested in the MySuper product and you will have default insurance cover, if eligible.
2. Read this *PDS* (and the important information in the *Guides* referred to in this *PDS*), and if you want to make an investment choice (buy/sell spreads will apply) and/or change your insurance, you can do so by logging into your account via Member Online.

Welcome to GuildSuper: Once your account is set up you will receive a Welcome communication with your membership details and information about SUPERSUPER. The personal information (including account details), you or your employer provide in relation to your account, on or after you become a member, is protected. Refer to the Privacy Policy on guildsuper.com.au/privacy

Cooling-off period: A cooling-off period only applies if you joined the Fund under Option 1. If you advise us in writing within 20 days from the date of the communication you receive confirming your membership that you do not wish to be part of GuildSuper, we will direct your money to an eligible fund (subject to Government preservation rules) and no fees will be deducted directly from your account. However, the amount returned may be adjusted for any tax payable or unit price movements. In some circumstances, (for example, if you have exercised a right or power in relation to this product) the cooling off will not apply.

 You should read the important information about privacy in the *How GuildSuper Works Guide* at guildsuper.com.au/pds before making a decision. The material about privacy in the *How GuildSuper Works Guide* may change between the time you read this *PDS* and the day you acquire the product.

Enquiries and complaints

If you have a query regarding GuildSuper, then contact us on **1300 361 477**.

If you have a complaint, please contact us in any of the following ways so we can try to resolve the issue.

By telephone:

1300 361 477

By mail:

GPO Box 1088, Melbourne, Victoria, 3001

By email: admin@guildsuperservices.com.au

GuildSuper's Complaints Officer will acknowledge your complaint and endeavour to resolve it within 45 days of receipt. If you are not satisfied with the Complaints Officer's decision or you have not received a response within 45 days of the complaint being lodged, you can request a review of your complaint by the Trustee's Delegate. The Trustee's Delegate will have up to 45 days from receipt of your complaint to provide you with a written decision.

If you're not happy with how we've handled your complaint you can lodge a complaint with the Australian Financial Complaints Authority (AFCA). If AFCA can deal with your complaint, it will attempt to resolve the complaint through conciliation. If this is unsuccessful, AFCA will review the decision to which the complaint relates.

Alternatively, you can lodge a complaint directly with the Australian Financial Complaints Authority (AFCA).

GPO Box 3, Melbourne VIC 3001

Phone: 1800 931 678 (free call)

Fax: (03) 9613 6399

Email: info@afca.org.au

Web: www.afca.org.au

Membership Application



To become a GuildSuper member, complete this form and send to **GuildSuper: GPO Box 1088 Melbourne VIC 3001**.

1. Personal details (please complete all sections and provide your details in block letters)

Title	<input type="checkbox"/> Dr	<input type="checkbox"/> Mr	<input type="checkbox"/> Mrs	<input type="checkbox"/> Miss	<input type="checkbox"/> Ms	<input type="checkbox"/> Other	<input type="text"/>						
Surname	<input type="text"/>												
Given name(s)	<input type="text"/>												
Preferred name	<input type="text"/>												
Date of birth	<input type="text"/>	<input type="text"/>	/	<input type="text"/>	<input type="text"/>	/	<input type="text"/>	<input type="text"/>	<input type="text"/>	<input type="text"/>	Gender M/F	<input type="checkbox"/>	
Mobile phone no.	<input type="text"/>	<input type="text"/>	<input type="text"/>	<input type="text"/>	<input type="text"/>	<input type="text"/>	<input type="text"/>	<input type="text"/>	<input type="text"/>	<input type="text"/>	<input type="text"/>	<input type="text"/>	
Phone no. (home)	(<input type="text"/>	<input type="text"/>)	<input type="text"/>	<input type="text"/>	<input type="text"/>	<input type="text"/>	<input type="text"/>	<input type="text"/>	<input type="text"/>	<input type="text"/>	
Phone no. (work)	(<input type="text"/>	<input type="text"/>)	<input type="text"/>	<input type="text"/>	<input type="text"/>	<input type="text"/>	<input type="text"/>	<input type="text"/>	<input type="text"/>	<input type="text"/>	
Email	<input type="text"/>												
Residential address													
Street no.	<input type="text"/>	Street name		<input type="text"/>						State	<input type="text"/>	Postcode	<input type="text"/>
Suburb	<input type="text"/>						State	<input type="text"/>	Postcode	<input type="text"/>			
Postal address (if different to Residential address)													
Street no. / PO Box	<input type="text"/>	Street name		<input type="text"/>						State	<input type="text"/>	Postcode	<input type="text"/>
Suburb	<input type="text"/>						State	<input type="text"/>	Postcode	<input type="text"/>			

Tax File Number (TFN)

(Refer to Section 7 of the *PDS* and the *How GuildSuper Works Guide* for explanation)

You are not required to provide your TFN but it is a good idea to do so. If we don't have your TFN, your concessional contributions and withdrawals will be taxed at a higher rate and we cannot accept any non-concessional contributions.

2. Employment details

Employment status	<input type="checkbox"/>	Employed (complete this section then Sections 3, 4 and 5)			
	<input type="checkbox"/>	Self-employed (complete this section then Sections 4 and 5)			
	<input type="checkbox"/>	Unemployed (complete this section then Sections 4 and 5)			
Employer's name	<input type="text"/>				
Date joined employer	<input type="text"/>	/	<input type="text"/>	/	<input type="text"/>
GuildSuper Employer no. (if known)	<input type="text"/>				
Current occupation	<input type="text"/>				
Tick this box if you work in the Pharmacy industry	<input type="checkbox"/>				

Your employment status and current occupation are required to be completed for Default insurance cover purposes. For insurance purposes, you are only regarded as 'Employed' if you are engaged by an employer under a contract of employment.

continued over

3. Insurance cover

Default insurance cover

Once your account balance reaches \$6,000 and you are over 25 years of age, you may be eligible for Default Death, Total and Permanent Disablement (TPD) and Income Protection (IP) cover (subject to policy terms and conditions). Please see Section 8 of the *PDS* and the *Insurance Guide* for more information on the amount of Default insurance cover you can receive and the relevant terms and conditions (including eligibility criteria). Exclusions and limits apply.

Part A: Opt-in to Default insurance cover

If you are under 25 or your account balance is less than \$6,000 and you would like default insurance cover prior to meeting these criteria, you can elect to do so by ticking this box.

Terms & Conditions

- I understand that if my GuildSuper account has not received any contributions or other amounts for a continuous period of 16 months (inactive), superannuation legislation will prohibit GuildSuper from providing me with insurance cover unless I make an appropriate election (election).
- I understand GuildSuper will not be permitted to provide insurance cover until I have an account balance of at least \$6,000 (low balance) and I am at least 25 years of age, unless I make an appropriate election.
- I direct GuildSuper to accept this application as an election to be provided with insurance cover even if my account is inactive, has a low balance or I am under 25 years of age.
- I understand this election will continue to apply to my insurance cover, unless and until it is withdrawn by me in writing. I understand that I can withdraw my election at any time.
- I also understand that I can, at any future time, decrease or cancel my insurance cover by contacting GuildSuper.

Please see Section 8 of the *PDS* and the *Insurance Guide* for more information on the amount of Default insurance cover you can receive and the relevant terms and conditions (including eligibility criteria). Exclusions and limits apply.

Part B: Convert from New Events Cover to Full Cover

Complete this section if you want to apply to convert from New Events cover to Full Cover outside automatic eligibility criteria.

At the date of this application:

1. Are you

- | | | |
|--|------------------------------|-----------------------------|
| a) Off work because you are unemployed, ill or injured? | <input type="checkbox"/> Yes | <input type="checkbox"/> No |
| b) Unable to perform all of the duties of your usual occupation, without any restrictions, for at least 35 hours per week (whether or not you are actually working those hours)? | <input type="checkbox"/> Yes | <input type="checkbox"/> No |
| c) In your usual occupation, but your duties have changed or been modified in the last 12 months because of illness or injury? | <input type="checkbox"/> Yes | <input type="checkbox"/> No |

2. Have you

- | | | |
|---|------------------------------|-----------------------------|
| a) In the last 12 months, been away from work for more than 10 working days in a row because you were ill or injured? | <input type="checkbox"/> Yes | <input type="checkbox"/> No |
| b) Been advised by, or discussed with, your medical practitioner that because of illness or injury you'll need to take at least 10 working days in a row off work (regardless of whether actually diagnosed) in the next 12 months? | <input type="checkbox"/> Yes | <input type="checkbox"/> No |

3. Have you been diagnosed with an illness or injury that reduces your life expectancy to two years or less?

Yes No

4. Has an insurer ever declined your death, TPD, income protection or trauma insurance application, or accepted it with an exclusion for a specific medical condition or injury?

Yes No

5. Have you ever made, or satisfied the requirements for, a claim for an illness or injury through

- | | | |
|---|------------------------------|-----------------------------|
| a) a Super Fund (including this fund)? | <input type="checkbox"/> Yes | <input type="checkbox"/> No |
| b) Workers' Compensation? | <input type="checkbox"/> Yes | <input type="checkbox"/> No |
| c) an illness or injury benefit or pension, including through a statutory body? | <input type="checkbox"/> Yes | <input type="checkbox"/> No |
| d) an insurance policy for death, terminal illness, TPD, income protection or trauma? | <input type="checkbox"/> Yes | <input type="checkbox"/> No |
| e) a common law settlement? | <input type="checkbox"/> Yes | <input type="checkbox"/> No |

If you answered "Yes" to any of the questions above, you are not eligible to convert from New Events Cover to Full Cover using this application.

3. Insurance cover (contiued)

Occupational Classification

If you are employed by an employer and meet other eligibility criteria for Default insurance cover, then we need to determine your Occupational Classification to calculate the cost of insurance payable from your account.

If you do not supply your occupation, your Occupational Classification will be classified as 'Standard' and you may pay more for your insurance cover.

Please answer Yes or No to the following questions:

1. Are the duties of your occupation limited to professional, managerial, administrative, clerical, secretarial or similar 'White Collar' nature tasks which do not involve manual work; and do you spend a minimum of 80% of your working hours in an office environment (excluding travel time from one office environment to another)?	<input type="checkbox"/> Yes	<input type="checkbox"/> No
2. Are you earning in excess of \$100,000 per annum from your profession?	<input type="checkbox"/> Yes	<input type="checkbox"/> No
3. Are you tertiary qualified and a member of a professional institute registered with a government body or an executive with more than 10 years industry experience?	<input type="checkbox"/> Yes	<input type="checkbox"/> No

To qualify for 'White Collar' Occupational Classification, you must answer 'Yes' to question 1.

To qualify for 'Professional' Occupational Classification, you must answer 'Yes' to questions 1 to 3.

If you answer 'No' to questions 1 to 3, then you will qualify for the 'Standard' Occupational Classification.

Active Employment

If you are employed by an employer and meet the other eligibility criteria for Default insurance cover, whether or not you are in Active Employment for 30 consecutive days from the date that Default cover commences, determines whether you have Full Cover or New Events Cover.

When Default cover commences depends on when you meet the eligibility criteria. If you are applying for cover using this form and a contribution is made with this application (eg. by cheque), Default cover will commence from the date we receive your contribution.

Refer to the *Insurance Guide* for further information about the commencement of cover and the difference between Full Cover and New Events Cover.

Insurance Boost

If you receive Default insurance cover on joining the Fund and would like extra insurance cover, then you may apply for up to double the number of default units for each type of insurance cover by answering some simple health questions.

This offer is only available if we receive your application within the first three months of your Default cover commencing, and you have not reduced your Default cover. Conditions apply.

Complete the *Insurance Boost* form available on our website.

Life Events Top-Up

If certain life events occur (for example, you recently got married, got divorced, had a baby, bought your own place for the first time), then you may be eligible to request extra Death, Total and Permanent Disablement and/or Income Protection cover (called 'Life Events Top-Up'), without having to provide health information. Conditions apply.

Refer to the Life Events Top-Up sections of the *Insurance Guide* to determine if you are eligible. Complete the *Life Events Top-Up* form available on our website.

Additional cover

If the Default level of cover is not sufficient for your circumstances or you aren't eligible for Default cover, then you may apply for Death, Total and Permanent Disablement and/or Income Protection cover. Conditions apply.

Complete the *Application for Insurance* available on our website. You will be required to provide health information.

Income Protection cover

If you have Default Income Protection cover, you can:

- vary the number of units of cover provided to you
- vary the waiting period to 30 or 60 days (instead of the default period of 90 days), or
- extend the Benefit Period to a maximum of age 65 (instead of the default period of a maximum of 5 years).

Complete the *Application for Insurance* available on our website. You will be required to provide health information.

Reduce or cancel your cover

To reduce or cancel your cover, complete the *Reduce or Cancel Your Insurance Cover* form available on our website.

4. Nominate your beneficiaries

If you want to make a binding death benefit nomination, then complete the *Binding Death Benefit Nomination* form available on our website or from GuildSuper.

To make a non-binding death benefit nomination, log into your account via Member Online or complete the section below.

The non-binding nomination(s) below provides the Trustee with an indication as to who you would like to receive your superannuation benefits, including any insurance entitlement (if eligible), in the event of your death.

You may select a person(s) from the following relationship types (known as dependants):

- your spouse (including your de facto and same-sex partner), or
- your (or your spouse's) children including an adopted child, step child or ex-nuptial child, or
- someone you are in an interdependent relationship with, or
- a person financially dependent on you.

You can also select your legal personal representative.

Name of beneficiaries	Address	Relationship to you	% of benefit (to one decimal place)
Total			100%

If the Trustee cannot identify eligible dependants, your superannuation benefits may be paid to your legal personal representative. Please note, all nominations made above are non-binding and whilst the Trustee will take your nominations into account, it is not bound by them.

See the *How GuildSuper Works Guide* for more information.

5. Declaration

To the Trustee, GuildSuper:

I understand that as a member of GuildSuper I will be bound by the provisions of the Trust Deed and further declare that:

1. I understand that I cannot receive a benefit from GuildSuper until retirement, except in special circumstances in accordance with superannuation law.
2. I have been supplied with or have received in Australia and read, the current PDS, which accompanies this application. I have obtained, read and understood the various *Guides* which include further important information about GuildSuper.
3. I accept that the Trustee, unless otherwise stated, nor any of its subsidiary or associated companies, nor any underlying investment manager nor their subsidiary or associated companies, guarantees the performance of, or repayment of capital from GuildSuper or GuildSuper's investment options.
4. I understand that my account will be invested in the MySuper Lifecycle Investment Strategy and I can change my Investment Strategy anytime by logging into my account via Member Online.
5. I have read and understand the information in Section 8 of the *PDS*, and the *Insurance Guide*, in relation to insurance cover. I understand that, if eligible, I will be granted Default units of Death, TPD and IP insurance cover depending on my age and that insurance costs are determined according to my Occupational Classification.
6. I understand that any insurance cover is subject to the insurer's terms and conditions.
7. I have read and understood the Privacy Statement which is available at guildsuper.com.au/privacy, and I consent to my personal information being collected and used by GuildSuper in accordance with this.
8. If I have disclosed personal information about any other person:
 - a) I confirm that I am authorised to disclose to you personal information about that person
 - b) I consent to its use for the purposes shown in the Privacy Statement, and
 - c) I consent to disclosure of that personal information to (and obtaining personal information about that person from) other parties, including those shown in the Privacy Statement, for any of these purposes.
9. I acknowledge that the Trustee may use my email address and/or mobile phone number to send me information, including member product disclosure documentation and marketing material digitally. This information may be sent by email with an attachment or may include a link to a website from where it can be downloaded. I note that should I wish to receive communications, including statements via mail rather than email, I can do so at any time by calling GuildSuper or by logging into my account and changing my preferred form of communication.
10. I agree to GuildSuper using my Tax File Number and other personal information to search the Australian Taxation Office's database to locate any other super accounts on my behalf. I understand that if any ATO held money is found - which includes unclaimed super, low income super contributions, superannuation holding accounts, government contributions and super guarantee contributions that are in my name, it will automatically be transferred over to my GuildSuper account. And, I will be notified of all results, including if any lost super accounts are found. I understand that this consent is ongoing until I change it.

Signature



Date

 / /

Next steps

When we have received and accepted your application, a welcome communication will be sent to you that contains your Member Number. You may then make changes to your membership, including an investment choice, apply for additional insurance cover or make additional contributions.

Need help?

Call GuildSuper on **1300 361 477** from 8am to 7pm (AEST) Monday to Friday.



GuildSuper use only

Consultant's name	Consultant's code
<input type="text"/>	<input type="text"/>

Contact us for more information...

If you would like help with any information in this *PDS*, please contact GuildSuper.



1300 361 477



guildsuper.com.au



GPO Box 1088,
Melbourne VIC 3001

Trustee and Issuer

Issued by Guild Trustee Services Pty Limited ABN 84 068 826 728 AFS Licence No. 233815 RSE Licence No. L0000611 as Trustee of the Guild Retirement Fund ABN 22 599 554 834 (which includes GuildSuper and Child Care Super) MySuper Authorisation No. 22599554834526. SPIN GLD – 0001AU. GuildSuper insurance is provided by MetLife Insurance Limited, ABN 75 004 274 882 AFS Licence No. 238096. Personal Financial Advice is provided by Mercer Financial Advice (Australia) Pty Ltd ABN 76 153 168 293 AFS Licence No. 411766. SUPERSUPER is provided to you by EonX Services Pty Ltd ABN 39 615 958 873.